

# Countdown Challenge

## Looking at Graphs

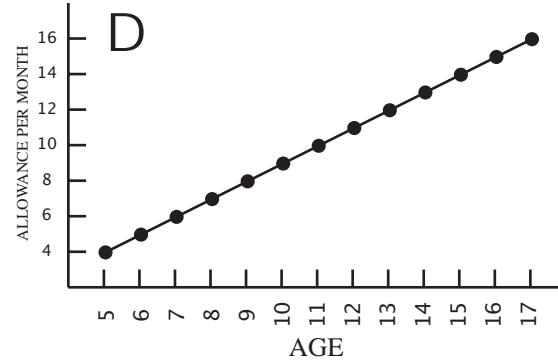
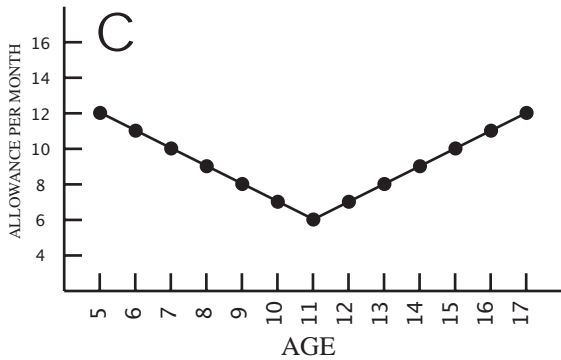
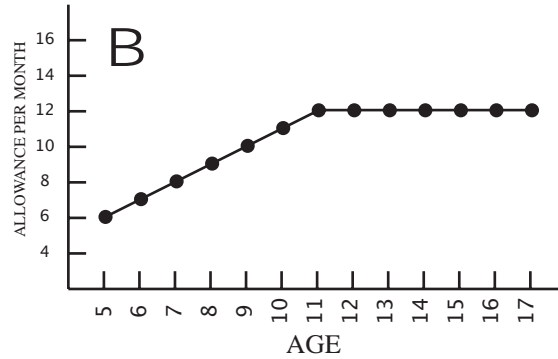
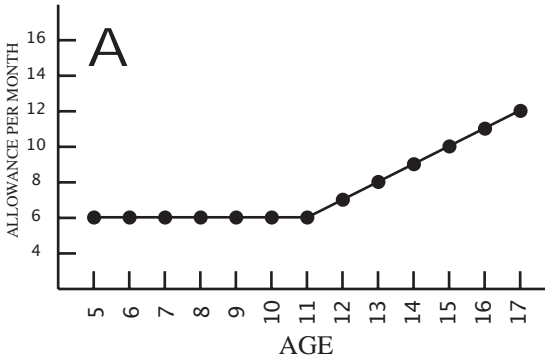
**Part I: Match the statements below with graphs A - D.**

Jose's allowance held fairly constant and then increased steadily. \_\_\_\_\_

Maria's allowance increased gradually throughout this period. \_\_\_\_\_

Tanya allowance increased and then held constant. \_\_\_\_\_

Paddy's allowance decreased and then increased. \_\_\_\_\_



**Part II: Use the information from the graphs below to make the the correct selection.**

**Justify your answer.**

This is probably a (ski or beach) resort.

Few people come in August for fear of (hurricanes or forest fires).

This resort could be closed for two weeks in (February or August).

Most money is made in (summer, fall, winter or spring).

