

COUNTDOWN Challenge

Using Functions

Congratulations! You've just been given a job as a package designer for stackable items like paper cups, bowls, plates, chairs, etc. Following the steps below will make your new job easier.

Order #1

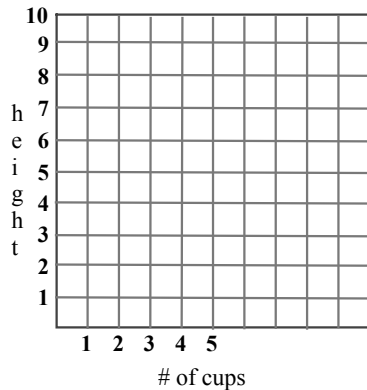
When you get an order, *you should begin by:*

- measuring several cups
- making a table
- graphing the data
- creating an equation

Then you should create a formula to calculate the cost of packages that contain different numbers of cups. A table will help you organize the cost data which should include:

- \$1.00 for top of box
- \$1.00 for bottom of box
- \$0.02/cm for height

(x) # of cups	(y) height of cups-cm
1	5
2	7
3	9
4	



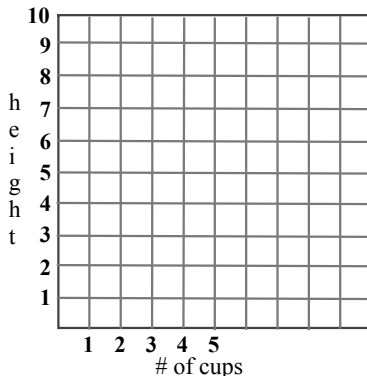
# of cups	height-cm	cost formula height(\$0.02) + \$2.00	Total \$ of package
1	5	$5(.02) + 2.00$	\$2.10
2	7	$7(.02) + 2.00$	
3			
4			
5			

Equation: $\text{height} = \# \text{ cups}(2\text{cm}) + 3\text{cm}$

Find the cost of a package for 50 cups.

Order #2

(x) # of cups	(y) height of cups-cm
1	8
2	10
3	12

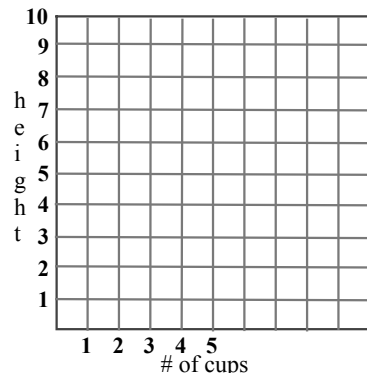


Equation ?

# of cups	height-cm	cost formula height(\$0.02) + \$2.00	Total \$ of package

Order #3

(x) # of cups	(y) height of cups-mc
1	5
2	8
3	11



Equation ?

# of cups	height-cm	cost formula height(\$0.02) + \$2.00	Total \$ of package