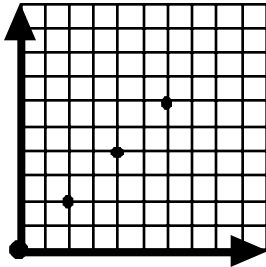


COUNTDOWN Challenge

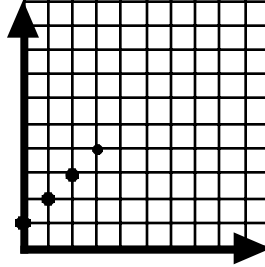
Graphing

Use the truth tables to write the x and y coordinates for each point on the graphs. (Two are already listed on the table). Continue the patterns and plot three more points. Enter the x and y coordinates on the tables.

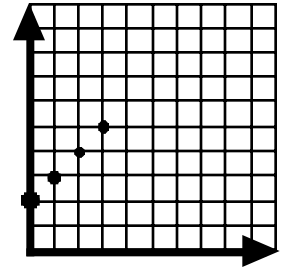
X	Y
0	0
2	2



X	Y
0	1
1	2

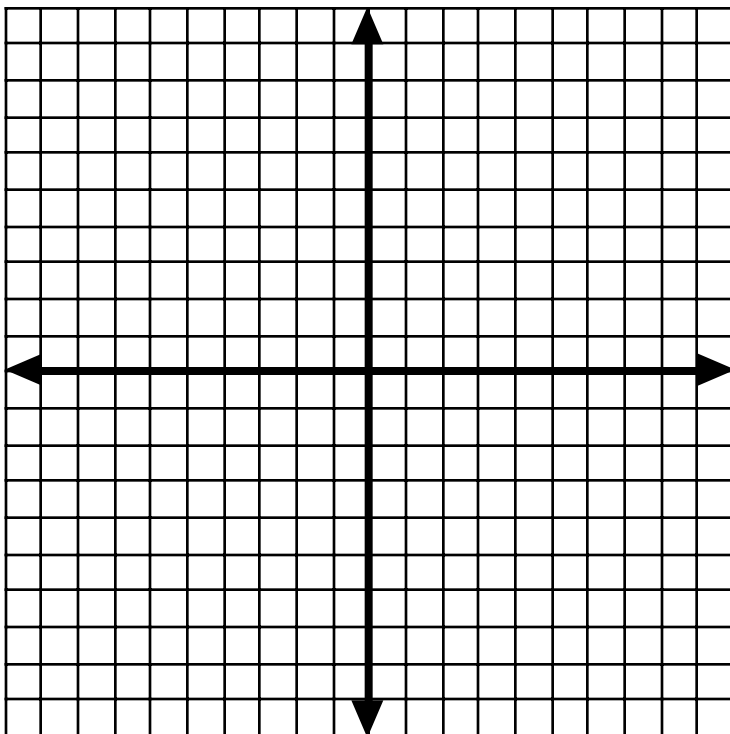


X	Y
0	2
1	3



Graph each line in the given color. Then predict 3 more coordinates.

Color	Given Coordinates	Predicted Coordinates	Equation
Red	(0,0) (1,3) (2,6)	_____	$y = 3x + 0$
Green	(0,0) (3,1) (6,2)	_____	$y = \frac{1}{3}x + 0$
Blue	(0,0) (1,2) (2,4)	_____	$y = 2x + 0$
Yellow	(0,0) (1,1) (2,2)	_____	$y = \frac{1}{2}x + 0$
Purple	(0,0) (2,1) (4,2)	_____	$y = 1x + 0$



All of these equations have the same y intercept. What is it? _____

$$y = 2x + 0$$

$$y = 3x + 0$$

$$y = \frac{1}{2}x + 0$$

$$y = \frac{1}{3}x + 0$$

$$y = x + 0$$

Each of these equations has a different slope. Name the 5 different slopes in this set of equations.
