

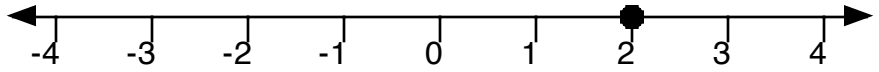
MathFLIX CHALLENGE

Graphing Equalities and Inequalities

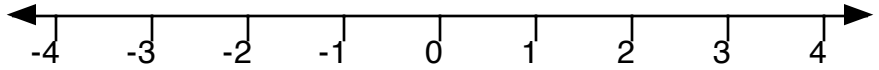
Study the examples below. Then graph the remaining equalities and inequalities.

Part I

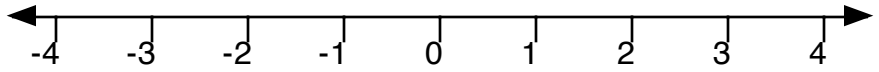
example: $x = 2$



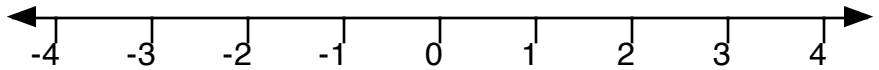
$x = -2$



$x = 3$

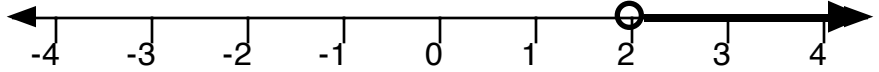


$x = -3$

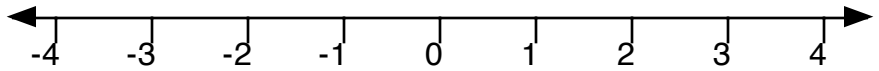


Part II

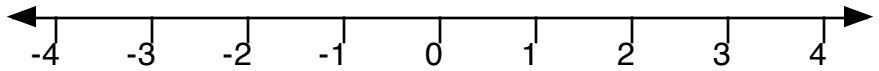
example: $x > 2$



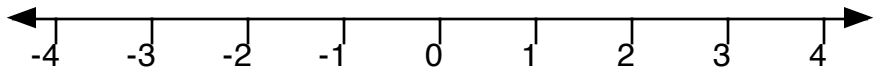
$x < 2$



$x > -2$

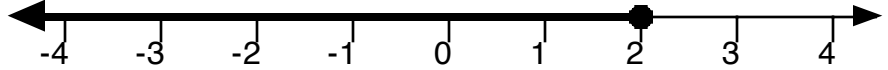


$x < -2$

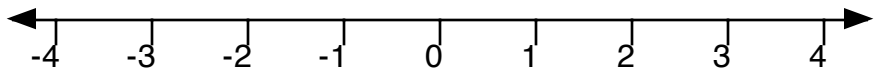


Part III

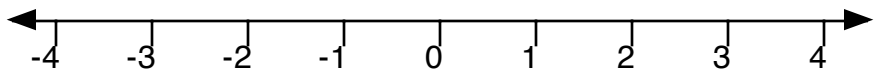
example: $x \leq 2$



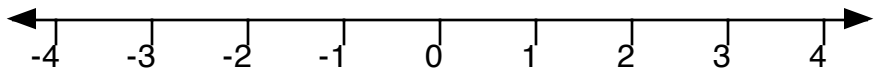
$x \geq 2$



$x \leq -2$



$x \geq -2$



$-2 \leq x < 2$

